



Bribie Shavings

PRESIDENT Ian Trail; VICE-PRESIDENT John Grubb; SECRETARY Ron Butterfield; TREASURER Kim Bowers

COMMITTEE Ken Hooper; June Jeffreys; Anita McDicken; Tay Mehmet; Bill Plant; Max West; Lyn Wymer

Bribie & District Woodcrafters Association Inc.

May 2018 Newsletter

www.briebiewoodies.org.au

Shavings contributions to anitamcd@bigpond.com


If you weren't at the club on Saturday 21st April, between the hours of 9.00am and 3.30pm you missed your chance to be entertained by the amazing Zina Burloui and Terry Martin. Their talents for woodturning and woodcarving are world renowned.

Bribie and visiting club members were enthralled by the information Zina and Terry happily shared. Photos of the day says it all.



President Ian Trail welcomed Zina and Terry.

Terry told of how this partnership came about. We watched a PowerPoint Presentation of their many years together. This wasn't like sitting through an old fashioned "slide night". This was a very humorous and informative story of their wonderful work.



Soon it was morning tea and there was plenty to eat, professionally prepared by June and Lyn.

Peter Hunt, on Saturday roster duty, gave a helping hand in the kitchen.



Yum all this lovely food!
But where do we begin.



After smoko, Terry was soon demonstrating how he turns a bowl and does some finishing touches.



Terry specified Jacaranda as a favourite wood he likes to use.



Arthur was the cook for the BBQ lunch with assistance from Peter, or was that instructions.




With lunch over, Ian could hardly wait to draw the raffles. The first of three lucky door prizes went to myself (the very excited editor). George Hurlstone and a Caboolture lady won the other two prizes.



The winner of the \$100.00 voucher donated by Trevor Gaskell, can be seen in the "Photo of the Month" section.

Members were very interested in the work on display.



At the closure of the day, John Rogers thanked Zina and Terry for their time and sharing their knowledge with us. Zina and Terry will be demonstrating at the Maleny Wood Show.

Words from the President

The big event of April was the Terry Martin and Zina Burilou demonstration on Saturday 21st.

For those who were there on the day, were treated to a full day of demonstration from two of the world's masters of their craft. How fortunate we were to be honoured by them, sharing their skills and also their philosophy on woodturning and carving.

We realise that we need to sharpen up our operating skills of the new Audio Visual system before we have the next demonstration. We are planning to have more throughout the year. A big thank you to the catering team who turned a humble sausage sizzle into quite a feast. People from other clubs there commented on how good it was.

Any members going to the Maleny wood show on the long weekend should be able to see Terry and Zina's stand there. Also anyone wishing to see more of their work can Google search by keying in 'Terry Martin and Zina Burliou Paradox.'

At our last committee meeting we discussed at length the problem of our machinery being used incorrectly or in an unsafe manner. The machining of second hand timber with nails or screws

embedded is a continuing problem. The use of the metal detector is mandatory if there is any doubt about the timber you are using. If any member sees someone using machinery incorrectly please speak to that member and ask them to stop until the shed captain or a committee member can talk to them. As a club member you have this responsibility. There is a standing rule that repairs to any machinery will be paid for by the person causing the damage.

For our annual exhibition, to be held on the last week in October, we need to start planning now. We are calling for persons who would like to be involved in this process to stick their hand up.

See myself or any committee member to volunteer.

Happy woodworking

Ian Trail



Wood like this with metal objects causes damage to machinery. Please use the metal detector or be prepared to pay for the repairs.

A Note from your Treasurer.

I am not changing the rules just reminding members of the procedure for purchases/ reimbursements, as there is either some misunderstanding or just “plain apathy” regarding this.

If you need to make an authorised purchase on the clubs behalf and are seeking reimbursement (as you are certainly entitled to do) you **MUST** fill in the Payment Voucher form and have it authorised by either our president (Ian Trail) or our secretary (Ron Butterfield). This form is available in the “Admin Cupboard” and can be accessed by any committee member. The till slip or proof of payment must be attached to the voucher and then both placed on the clip board inside the door of the admin cupboard. I will then pay you at the earliest into your nominated bank account.

This is the only procedure that guarantees your timely payment.

Meeting Days



Our April meeting was held in the annex where John Grubb could have extra practice on the Audio equipment. George showed a bowl he won at Turnfest telling us he had attended Turnfest for sixteen years.

Kim had “show and tell” and also drew the raffle ticket from the barrel. Whose ticket did he draw out?

His own of course!



The monthly meetings are informative and friendly. Next meeting Tuesday May 22nd

Come see for yourself, there is cake!



One of Us – Kevin Boyle



I was born in November 1952 in Brisbane, the second son of three boys. I spent the first twelve years at Mt Gravatt where my parents built their home in the bush overlooking Aboriginal camps and their fires. By the time I started my schooling the road extended past our home and neighbouring houses were being built. Having “outdoor dunnies” and tank water, made us all conscious of the importance of not wasting water. My parents had a quarter of an acre and having a few trees still standing meant as kids we could build tree houses and bridges connecting the trees for further constructions. After school and weekends were precious times for our friends and us.

I was never a sports minded kid except for the backyard games of cricket. Unfortunately when I was ten years old and at a game of cricket my right eye was knocked out when a storm forced us to take shelter in a tin shed. As I stuck my head out from the shed to see if anyone had come, one chap threw a stone at the shed that bounced off the shed into my eye. Consequently, I lost 65% of my sight in that eye which was permanent and affected my future life and job prospects. However the doctor told my mother to put a camera in my hands to encourage me to use the left eye to strengthen my sight. This worked as I became a professional photographer after studying photography at the College of Art in Queensland and later working at the Kelvin Grove Teachers College.

When I was twelve years old my parents moved to Red Hill where they bought an old Queenslander dated 1895. This ‘high set’ home in Prospect Terrace had very high ceilings upstairs and many bedrooms to house each of my brothers and myself. The view from the breakfast room allowed us to read the clock on top of the SGIO building in Turbot street. From this property I finished my schooling at the Kelvin Grove High School in 1969 where I then got a job at the Kelvin Grove Teachers College as an Audio Visual person. From the family home I was able to walk to work and home daily for four years until I bought a car in 1973.

1973 was also a year of milestones. I travelled to New Zealand for seven weeks in Autumn and to Tasmania at Christmas for six weeks. However the day after I returned from New Zealand and living at home at the time, I was helping my father to paint the metal roofing when the rain came. Because he was closer to the ladder and he didn't have a rope attached at the time, I threw my rope to him for safety and as I turned to sit and wait for the rope to return my foot slipped on the wet paint causing me to lose control and falling twenty six feet onto concrete. Consequently I broke my back, an arm and one leg. This meant a slow convalescent period and even though I returned to work three months later, it meant I had to live in a ‘Taylor Brace’ for six years to allow the vertebrae to stabilize. Then in 1979 while on a bush walk the spine separated resulting in a semi-paralysis. Therefore after having Harrington Rods and a spinal fusion to the front of the spine, my feeling was restored to the legs and after recovery I returned to the College. The campus principal and heads of departments were all helpful while I was recovering.

To me my job was more of a hobby, which meant I didn't worry about overtime, as the college was always considerate to my spinal condition. During the twenty-four years I was at the Kelvin Grove College/University, I felt there were no boundaries when it came to work time. In those days most of the photography was done in black and white. As well as my own darkroom for Academia processing for the lectures, there was a student darkroom where they could go to process assignment work under my instruction.

After some time I was asked to teach photography and black and white processing of films and prints, so the students were competent upon graduation to enter the teaching profession to be able to create their own teaching materials (visually). Therefore for the fourteen years until I retired I taught photography and maintained my photographic duties to the college/university until Health and Safety saw me giving a lecture from a couch, as my spine was weak. Upon this observation I was forced to retire on "medical grounds" much to the opposition from the students. I was not given a second chance as Health and Safety felt I should have retired years before.

Back in 1988 after returning from America and Canada with my wife at the time Lynette, our first-born Lisa arrived on "April Fools Day"! Then two years later Peta was born in May completing the family and changing our lives as most of you all would be aware when having children. As well as weekends away in our Hi Ace Camper and later when we upgraded to a caravan we went on extended trips along the total East Coast of Australia with the girls before they started their schooling. Also holidays to Byron Bay every Easter and Christmas and Brunswick Heads each September left lasting memories of family time together.

Upon retirement and after seeing woodcarving done when I travelled throughout Europe, I began to teach myself and later did a course with Don Powell from Ashgrove. He taught me some of the "more advanced techniques" (in my eyes). Then when I moved to Bribie Island, I joined the Woodies where I was introduced to Dremel carving and Pyrography. As well as Traditional carving on Wednesday mornings this meant I became involved three days a week. I've always felt comfortable with "fellow woodies" and everyone is happy to help you out when asked. When it comes to Pyrography work, I tend to be a "high contrast" burner but perhaps at times I should use softer tones to make my images more "photographic". Another interest I would like to explore is "Intasia". Always looking to keep busy I have recently enrolled in a Lead Lighting course.

Indoor bowls is another interest I've discovered socially. However due to my spine and the rods attached to the spine, I have to bowl by being on my knees and keeping my back straight. This has meant I'm able to have another activity in retirement. I also like to travel and often take trips away with the senior club.

Over the last few years I've downsized (to some extent) by moving into Foley Street Retirement Village. My mother is in the Aged Care Facility and being at the retirement village enables me to be closer to her should I be needed in an emergency. The first time I turned the Dremel on I was soon instructed by the office to turn it off. Apparently the vibration was playing up with the neighbour's hearing aids. As a result I asked management to find a place where I could do my woodwork in my retirement. After some time a "tri-steel garage" has been built for people like me to do repairs or hobby work.

I am hoping to spend more time creating artworks from wood as well as continuing my other hobby of "oil painting" but I'm going to need a larger villa to house all I create! I asked management with "tongue-in-cheek" could I have a "five story extension with a helipad on top" to make room for storing of my carvings, pyrography, oil paintings lead lighting and whatever else I become involved with.

I haven't yet received their reply.

A Special Request

Have you thought about writing your "One of Us" story for the Shavings?

Please be as brave as a **Lion** and put "fingers to the keyboard" or "pen to paper" and send your story to the Editor at anitamcd@bigpond.com

If your story is hand written I will happily type it up. All stories welcome. **Ed.**

Talents of our Members

At the March general meeting Geoff Boucaut brought along his "show and tell" for all to see. Geoff who recently joined Woodies shared the reason for building this boat.



I needed a hobby, so I decided to build a boat. The plywood and gunnel wood came from a company in Adelaide. With no plans available I built the boat by pictures I took off the Internet. Three and a half months later, she is finished. Materials are:
Marine Ply lap strakes.
Celery Top Pine for seats and floorboards.
Pacific Maple for stem and keel. Huon Pine for some trim
Tassie Oak for the ribs.
Other than the copper rivets for the ribs, the whole boat is built with Epoxy glue and Japanese wooden nails.



Lloyd Flesser has been absent from Tuesday pyrography for a few weeks but hasn't been at home sitting doing nothing. He has been busy building this cabinet and tells the story of how all this came about. Lloyd confided he isn't taking on such a big job again. Lloyd and wife Jean are currently travelling through China.


Some good friends commissioned me to build a Red Cedar cabinet.

The features of this unit are; it has eight drawers, a centre section with doors that slide back into the cabinet, displaying a recess for a digital photo frame and a slide out shelf for a DVD player. The base and legs are cabriole style with some carving. The top and back are moulded together as one, with the back carved similar to the base. Drawers are half blind dovetails front, through dovetailed backs and solid timber bottoms.

The gable ends are raised panel as are the doors and the cabinet back is tongue and grooved. Interior panels are laminated with Shop Sawn veneers to minimise movement, due to weather changes. Silver Quandong was used for the internal framing. A few coats of lacquer, plus approximately one hundred and sixty hours, it's all done. Some of the things were a first for me (carving) so did take a little longer. Lloyd Flesser



Bribie Woodcrafters have sponsored prizes for two categories in the Bribie Island Orchid Society's Easter show. Sponsorship consisted of \$35 in each of two of the Phalaenopsis categories made up of \$20 for 1st prize, \$10 for 2nd prize and \$5 for 3rd prize.



Bunnings BBQ

Thanks to all who have helped with the BBQ's and given their time to raise funds for the club. The dates for 2018 are on the board in the clean shed. Enter your name if you can assist. Kim Bowers is still looking for willing workers.

Monday 30th April
Monday 11th June
Monday 9th July
Monday 13th August



Monday 10th September
Monday 15th October
Monday 12th November
Monday 10th December

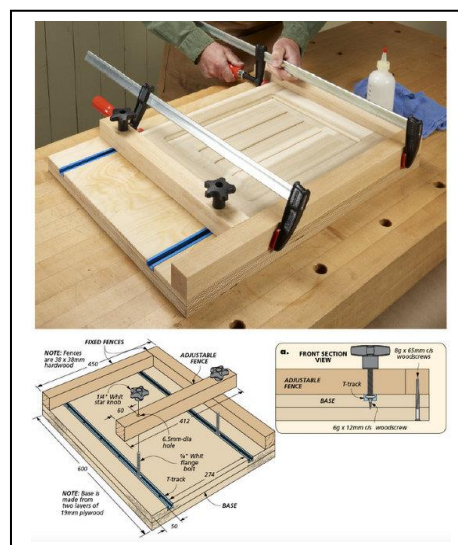
Kim's Krafty Korner Tip

Squaring Jig

Whenever I glue up a frame and panel door, I want it to be dead-on square. That's why I created the jig you see in the photo. It works great for gluing up assemblies, like doors, frames or drawers, quickly and accurately.

As can be seen in the drawing, the jig has two fixed fences. But the key is the adjustable fence that forces an assembly into the fixed fences and automatically squares it.

To make the jig, I cut two pieces of plywood and glued them together for a base. The next step is to cut grooves and add T-tracks. Then attach two fixed fences along two edges of the jig, making sure they're perfectly square to each other.



Finally the adjustable fence is added. It's held in place with flange bolts and star knobs. A couple of coats of paste wax completes the jig and keeps glue from sticking to the base and fences.

To use the jig, I fit my assembly against the two fixed fences and slide the adjustable fence up to meet it. Then you can tighten the star knobs. A couple of clamps across the frame will hold it together until the glue dries. Since the fixed fences are perfectly square to each other, the assembly is virtually assured to be square as well.

Club Members Contact Details

If you have changed your home address, your phone numbers or your email address in the last year or so please notify the secretary, or a committee member so your details can be updated.

Market Sundays

The Woodies market for **May is Sunday 27th**. You might set up a table to sell your wares as there are spaces available. Demonstrating your preferred art to the public is always appreciated and gives you that extra time to finish a project.

The Pumicestone Ukulele Group will be entertaining at the Woodies.

Woodies Competition and Exhibition

We have a steering committee. More persons are required to join this committee to help organize and run the annual event. This event showcases the Woodcrafters talents to the general public and encourages us all to improve our skills. If you are interested make yourself known to the committee.

From the Library

Cataloguing the Club's books is proving to be a lengthy process, consequently delay in recommencing the borrowing process.

If a member wishes to take out a book please follow this procedure.

1. Write your name and date on the list.
2. Write the name of the book AND the author.

When returning a book:

Follow the procedure above. The librarian will then place the book in it's proper place.

If you are returning previously borrowed books, place on table with name of book and your name.

NOTE: The order of filing the books are:

A. In categories B. Authors in alphabet order.

Please follow these instructions.

Thank You.

Orientation Day Reminder

If you are a new member Ian Trail is at the shed on the first Tuesday of the month from 8.00am to 10.00am to take you through your orientation. Ian asks that you call or text him on 0401 134 384 or email him on trailil2@bigpond.com with your name. He will confirm with you a reminder so he is not waiting at the shed for people who do not turn up.

Next orientation day is 1st May 2018

Following Orientation, John Dann will do the First Aid familiarization course.

Accreditation on Machinery

Prior arrangement must be made with the assessors before any accreditation will be undertaken. The list of assessors to contact can be found in the clean shed.

Duty Officer's Rosters for May 2018

THURSDAYS.	3rd Pauline Smith; 10 th John Grubb; 17 th Alan Wilson; 24 th June Jeffreys; 31 st Pauline Smith
MONDAYS.	7 th Barry Wyton; 14 th John Tunks; 21 st Ian Trail; 28 th Ron Butterfield
SATURDAY.	5 th John Tunks / Pauline Smith; 12 th Max West / Nev Goudy; 19 th Ian Trail / Peter Hunt; 26 th John Grubb / Des Wirges
<u>Market Clean up.</u>	26 th John Grubb; Des Wirges; Ivan Medew.

Duty Officers are reminded to fill out the Log Sheet.

I never make the same mistake twice, I make it five or six times, just to be sure.

Shop Locally and Support Your Club.

If you are wondering what "Jack's Shop" is, it is the little room in the corner of the "Clean Shed"

We can buy a lot of what we need at "Jack's Shop". Jack is on hand Monday and Thursday mornings until Smoko for personal service.

THE RANGE AVAILABLE AT JACK'S SHOP

	\$		\$
Clock Movement	9.00	Lazy Susan 4 inch	4.00
160 mm. Clock	24.00	Lazy Susan 6 inch	9.00
100 mm. Clock	15.00	Lazy Susan 8 inch	13.00
70 mm. Clock	10.00	Dusk Masks	2.00
60 mm. Clock	10.00	Moisture Meters	18.00
Pen Kits	4.00	Masking Tape	2.50
Pen Refills	1.00	Lacquer 50%-100% per litre	11.00
Sand Paper per metre	4.50	Sanding Sealer per litre	11.00
Candle Cups	2.50	Thinners per litre	5.00
Pot Pouri Lids	4.00	Expert Advice	Free

Club Shirts



Announcing that Club Polo shirts are now available in the following sizes: S, M, L, XL, XXL

Only \$35.00 Available any colour as long as it is fawn
Available at fashionable outlets such as the clean shed, Bribie Woodies

Important Events in Coming Months

Cooroora Woodworkers Club Competition

Ipswich V Bribie Competition sometime in August

Watch for more information in coming issues of the Shavings

Welcome to Our New Members



Whatever you were doing in your previous occupation we hope you enjoy your new hobby.

"...craft is about making things well...art is about manipulating and arranging materials to visually articulate an idea."

(from Studio Craft as Career by Paul Stankard)

Photo of the Month

Congratulations to the winner of the \$100.00 voucher donated by Trevor Gaskell. Darren Davis has been a member for about a year but is still a working man. Darren was very happy he attended the demonstration.



Words of Wisdom

“You can fool some of the people all of the time and all of the people some of the time, but you cannot fool all of the people all of the time.”
Abraham Lincoln

“Our background and circumstances may have influenced who we are but we are responsible for who we become.”
Barbara Geraci.



Birthdays

To all members born in May, we wish you a very happy birthday. May your day be filled with good wishes and much joy.

From the Editor




News items are always required. Tell your club members what is happening in your area of the Woodies.

Please send all items for publication in the Shavings direct to the Editor. The deadline for news items or any contributions is **25th of the month**

Shavings Editor Anita McDicken

anitamcd@bigpond.com

Phone 0409 612 175 or 54 967346


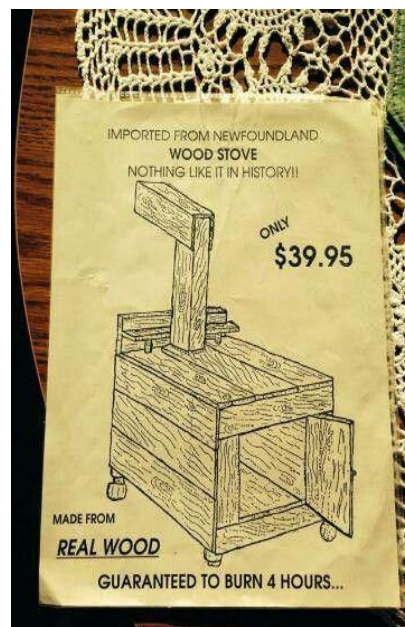
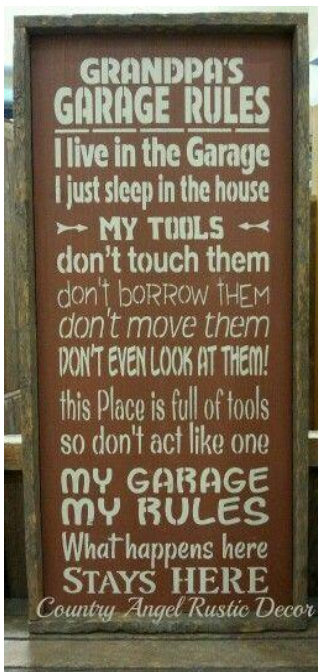


Shavings Management and Committee Members at a glance.

Ian Trail	0401 134 384	traili2@bigpond.com
John Grubb	0417 635 093	jlgrubby1@bigpond.com
Ron Butterfield	3408 7284	rgb_whb@optusnet.com.au
Kim Bowers	0427 876 271	kccbowers7@bigpond.com
Ken Hooper	0438 779 384	kenhooper@bigpond.com
June Jeffreys	0438 447 054	wounni@gmail.com
Anita McDicken	0409612175	anitamcd@bigpond.com
Tay Mehmet	0451030951	mehmet_home@mail.com
Bill Plant	0408336648	billplant23@gmail.com
Max West	0458190206	maxwest16@gmail.com
Lyn Wymer	0403 505 229	bribiewoodies@outlook.com

Committee Meetings held on the third (3rd) Tuesday each month.

General Meetings held on the fourth (4th) Tuesday each month at 9.00am sharp.



“You want me to make that? Then I need to buy.....”

DATE SAVERS

30th. AprilBunnings BBQ **Yes TWO this month and none in May.**
End of AprilBribie Shavings May Issue

MAY 2018

5th. – 7th MayMaleny Wood Expo. **Gates open at 8.30am.**
7th. MayLabour Day Public holiday.
13th May.....Mothers Day. **A relaxing day for all the mums.**
15th. MayManagement Committee Meeting.
22nd. May.....Woodies General Meeting.
27th May.....Woodies Markets
End of May..... Bribie Shavings June Issue.

JUNE 2018

11th. June.....Bunnings BBQ
19th. June.....Management Committee Meeting.
24th. JuneWoodies Markets
26th. JuneWoodies General Meeting
End of June.....Bribie Shavings July Issue

JULY 2018

9th. July.....Bunnings BBQ
17th JulyManagement Committee Meeting
24th July.....Woodies General Meeting
29th July.....Woodies Markets
End of July.....Bribie Shavings August Issue

AUGUST

13th. August.....Bunnings BBQ
21st AugustManagement Committee Meeting
26th August.....Woodies Markets
28th August.....Woodies General Meeting
End of AugustSeptember Shavings September Issue