



Bribie Shavings

PRESIDENT Ian Trail; **VICE-PRESIDENT** John Grubb; **SECRETARY** Ron Butterfield; **TREASURER** Kim Bowers

COMMITTEE Ken Hooper; June Jeffreys; Anita McDicken; Tay Mehmet; Bill Plant; Max West;

Bribie & District Woodcrafters Association Inc.

August 2018 Newsletter

www.briebewoodies.org.au

Shavings contributions to anitamcd@bigpond.com

BRIBIE V IPSWICH COMPETITION

Sunday 5th August

The bus has been booked and by the time you read the Shavings we may well have competed and brought the trophy home (or congratulated Ipswich once again). A full report will be in the September edition of this newsletter. Those competing in the categories have been working hard at their chosen pieces and have had a month to get them just right.

If you want to travel to Ipswich and enjoy the fun, there is still time to put your name down for a seat on the bus or even drive with your friends to cheer your club members on.

Morning and afternoon tea is supplied, lunch also for a charge. Don't forget the loose change, for all those great raffles.

Lenore told us all about the "Ipswich V Bribie day out" and we can hardly wait to get there.



Please note the bus is leaving Woodies shed at 8.30am.

Also picking up at the Sundowner Hotel car park, Aerodrome Road at 8.45am.

If you arrive late the bus will be gone.

Destination is "Scout Hall", corner of Mihi and Swan Street Brassall.

Words from the President

In case any of our members are wondering how the shop fees paid at each session are spent, these moneys go part way towards maintaining our machinery. In just this last month our maintenance spending was \$446.67 and \$ 8,036.00 has been spent year to date. These figures would have been considerably more were it not for the volunteer work done by our maintenance team. Visitors from other clubs are often amazed at the tremendous range of equipment we have. It is not an easy task to keep all this machinery running. I'd hate to think that any member begrudges the very small amount paid for workshop sessions.

Here we see Paul Gadsby, with the help of Chester Barker doing maintenance work on the thicknesser. A regular task it seems. Next time you see them at the clubhouse, give them a big pat on the back.

Happy woodworking

Ian Trail



General Meeting 4th Tuesday each Month at 9.00am


At the July meeting we welcomed a new member, Denise Blount. Denise is from Melbourne visiting her sister for the winter and was very impressed with the club. She found time to come to a meeting and be involved. "Show and tell" was by John Westerhuis showing a gadget that needed a name, I'm sure John will tell you should you ask him. Ivan Medew and Ian Trail showed their entries for the Ipswich competition but we can't tell you here as it was "show" not "tell".



Next month, after the **meeting on Tuesday 28th August**, Cecilia Taylor from the Bribie Island Neighbourhood Centre will be our guest speaker. [The Bribie Island Neighbourhood Centre provides many services for those in need.](#) It provides the following services free of charge, with the assistance of their team of highly skilled experienced professional workers and their cheerful, caring Volunteers: Information advice and referral service; Parenting programs (at request); Personal development workshops (at request); Smart Recovery (from addictions) Group, Community development worker; and Family support service - free counselling for families with children seventeen and under, Emergency Relief Service, Debt Relief Service (with a professional registered Financial counsellor), Neighbourhood Harvest (free food distribution once a week), Bargain Shop fundraiser- on site, Family Relationships Counselling Service - by appointment; resource Library, Meeting rooms available for community groups and host for outreaching services such as Centrelink Community Engagement Officer, Community Legal services and Employment Services.

As an organisation that has it's finger on the pulse of those in need, we will be working with them in the hope they will be able to identify to us throughout the year, one or more suitable recipients for our donation to a local worthy cause.

One of Us – Laurie Hutchinson



Hi, my name is Lawrence Hutchinson. I was born on 10th August 1953 in Brisbane at the Mater Hospital. My parents were George and Teresa Hutchinson.

At six months of age I developed Eczema, a skin rash that quickly spread to my whole body. At the time very little was known about Eczema so I stayed in hospital all bandaged up till at three years old I was allowed home as my health was getting worse. My grandmother and great grandmother were visiting from Cairns at the time and started to care for me. They bathed me in goat's milk and used a cream that they used for all sorts of ailments (probably a home remedy cream). My Eczema was quickly disappearing much to the doctor's amazement.

At the age of five I developed a kidney infection called Nephritis. I went back to hospital where every day I got an injection to cure me. After fifteen months I got better and started school at the age of seven attending Norman Park State School then at fourteen went to Coorparoo State High. I played basketball and became captain in grade 10. Leaving school at the end of grade 10, I started work at Myers in Queen Street as a display designer. I didn't like the job so left after twelve months.

Every Christmas my family did the road trip to Cairns to visit my grandmother and other family members. On one occasion we were caught in a cyclone and money was scarce. My cousin Allan offered my dad a painting job. As dad had his own painting business he doxed me in to be my cousins helper, after which dad offered me an apprenticeship which I accepted.

After five years of painting I left and took up panel beating and spray painting cars. I did this for two years until my dad got sick and asked me to take over the painting business. Work was very slow and I was forced to work for other companies from time to time.

At the age of twenty-five I met my future wife Sue. She kept me waiting eight years before she accepted my proposal. We married on 3rd August 1985 and built our first home at Eden's Landing near Logan. We have two children, a son Lucas and daughter Elizabeth.

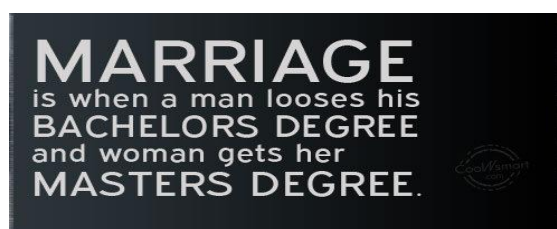
We moved after eighteen years buying at Waterford West and spent the next thirteen years painting and renovating. During this time my son decided to leave school and Sue decided he should become my apprentice. We worked well together for four years then he became a tradie. It was around this time I started having health issues which forced me to retire.

We sold our home and moved to Bribie Island in 2016. We are renovating our house and while Sue still goes to work I do the housework. I joined Bribie Woodies after visiting the markets one Sunday. Sue thought it would give me something to do instead of being bored (when I'm not renovating) as she put it. I started with pyrography but have since done the box making course and also some turning, though I am most often at the club for pyrography and enjoy demonstrating at the Sunday markets.

Since joining I have made a lot of new friends and enjoy their company. I am looking forward to the future and our new life.

Another great story from a Woodies member. The editor still requires more "One of Us" stories. Please put "fingers to the keyboard" or "pen to paper" and send your story to the Editor at anitamcd@bigpond.com

If your story is hand written I will happily type it up. All stories welcome. Ed.



Kim's Krafty Korner Tip

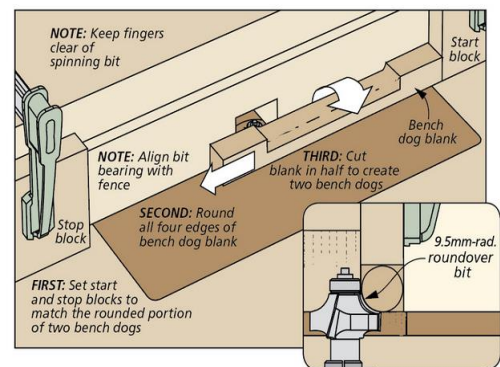
Workshop-Made Bench Dogs

NOTE. This technique is ideal for making short lengths of round if you don't have a lathe. Cheers Kim

Bench dogs are indispensable accessories for holding a board in place on a workbench. And wood dogs won't damage your tools if you accidentally strike them.

I figured out a simple way to make my own bench dogs in the workshop. I just cut an extra-long workpiece to thickness and width to match the diameter of my workbench's dog holes (19mm). Then, I rounded over a portion of all four edges of the piece using the router table technique shown in the illustration.

After that, it was a simple matter of trimming the flat, squared-off section at each end of the workpiece down to size. Then I just cut the piece in half to create two bench dogs. You can repeat the process to create as many bench dogs as you need.



A few words from your usually pleasant but sometimes quite GRUMPY treasurer!

- Please ensure that the cash placed in a "zip bag" corresponds with the amount written on the receipt.
- If for some reason the above is too difficult please allow someone who can comply to do the task.
- Club receipts are NOT to be issued for any items that are sold either from our display cabinets or sales table. The money with details of the sale etc should be placed in a "zip bag" and placed in the "timber sales" slot in the cash box provided on the sign in desk. I will bank transfer the sales amount less the club's 10% commission which will be credited to shop sales.
- Please ensure that when issuing a receipt that you complete all the details. ie timber sales; projects, donations etc. My Crystal Ball is unfortunately unpolished so your co-operation will be appreciated.

Any queries please contact me on 0427876271.

Cheers Kim Bowers ...your future "mainly pleasant treasurer".

Cooroora Woodworkers Inter-Club Competition

Friday 28th and Saturday 29th September

This year the competition covers the following categories.

Woodturning, General woodwork, Carving, Pyrography and Toys.

Be kind to people, you never know when you may want them to be kind to you.

Article from the MGS (Malaysian-German Society) Newsletter.

Explore the creator in you - **Susumu is a member of our Woodies club.**
Susumu Tomiyama teaches kids and adults in wood working



It's just a small step out of the heat in China Street into the heritage building of Wisma Yeap Chor Ee, where you can find yourself in another world. It's the home of Penang Science Cluster and also the place where Susumu Tomiyama does what he loves: and this is working with wood.

"Since I was eight years old, I have loved working with wood," Susumu explains.

"Our neighbour was a carpenter and I wanted to be one too. I love the smell of wood and the idea of creating everything you want with it."

**"Never waste wood –
give it second life"**

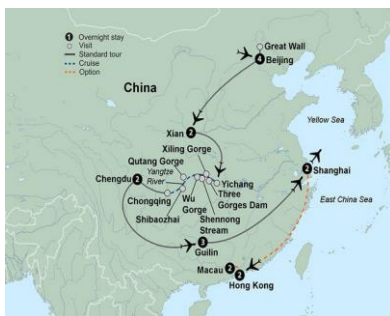


But many years would pass until his dreams came true. Susumu worked for a printing machinery manufacturer and visited over sixty countries in his working life. For three and a half years, he lived in Düsseldorf, Germany and that's also the reason why he connected with the MGS, after moving to Penang in 2007. "I retired in 2006 and finally I had the time to start learning wood carving," Susumu says. This was in Brisbane, Australia, but one year later he moved to Penang. From the beginning, he was looking for wood workshops on the island, but he couldn't find even one. So Susumu worked on his own at home. "At the moment I have three small workshops there and one of them is located in my bed room. So I can work whenever I want," he says. And after eight years in Penang, he finally found out about Penang Science Cluster. He was more than happy that Dato' Yoon, founding member, director and mentor for the Penang Science Cluster, gave him the opportunity to teach kids and adults in wood working.

"We have all the machines there we need, for example a collection of quality tools from Bosch, like the table saw, miter saw, a number of cordless drills and jigsaws. We also have a well-established workspace with work benches and storage," Susumu explains. Every Tuesday and Saturday he and two other teachers are at Penang Science Cluster from 9am to 12pm to help anyone who comes to work with wood. And they offer different workshops for different ages. "I love teaching," Susumu says with a smile. "Especially children, because they are so clever". Adults mostly just follow what I say, but children often do their own thing and that's great." Within the workshops, the participants mostly work with German Beechwood – according to Susumu, the best wood for making furniture. But Susumu also makes jewellery bowls, small animals, trivets and much more from it: "I teach my students never waste wood – give it second life. We can use even a small piece of wood to create something useful and original." Everyone who is interested in the woodworking classes will find more information at www.pscpen.com

Woodwork isn't all that our members enjoy. Apparently there is life outside the shed. Recently Jean and Lloyd Flesser visited China. I thought the Panda story interesting. For those that travel, this story may bring back memories and for those of us that don't or won't fly, there is no need as we can read it all here. I hear the Denlays and the Horsfalls are travelling abroad. Perhaps they will share their travel story here also. Ed.

Seventeen days in the life of Jean and Lloyd Flesser.



Our well planned and long awaited holiday to China finally arrived and after an uneventful flight from Brisbane to Hong Kong, we boarded a plane to Beijing with a plane load of Chinese passengers. Well, these people don't worry too much about overhead luggage sizes they pack in everything from backpacks to multiple suitcases. That was our first impression and proved to be so everywhere we went. The crowds were unbelievable and what's more we were told this is quiet compared to normal. After landing in Beijing and passing through the check point with our passports, we made off to collect our luggage. To do this we boarded an automated rail car which travelled some distance to the luggage carousel, such is the size of the airport. At the airport we were met by our tour guide and taken to our hotel. The next morning we met the rest of the group on our tour. There were thirty five of us plus the tour manager in our group and Jean and I were the only Aussies, the rest were from all over America. Having travelled much of Australia by caravan, I was able to answer most of their questions about our country. This tour included all travel, four and five star accommodation and most meals.

There were only a few meals not provided for so we went out to find our own. None of the staff in the restaurants spoke a word of English. This was hilarious. One evening the staff argued among themselves as to who was going to serve us. Fortunately the menus were pictured and written in English and pointing to what we wanted we got the message across. Paying was easy they just held up the docket with the figure on it.

Day two saw us at the Great Wall which is amazing. The steps are uneven, some slope from side to side, some have different risers and some different foot treads. The reason for this is that if the enemy should find their way onto the wall they can't run up or down them easily. The size and scale of this structure is amazing, someone built this and they didn't have machinery like we have today. Day three saw us walking across Tiananmen Square, the largest plaza in the world, it covers about eighty acres. We also walked through the Forbidden City where the Emperors hung out.

After seeing the sights of Beijing we were to board a flight to Xian at 8.10am. When we arrived at the airport boarding gate our flight was delayed, due to air traffic, or so we were told. While waiting in the lounge I saw a military aircraft take off and thought no more about it. After waiting two hours we boarded the plane. We sat in that plane for a further three hours before given permission to take off at 1.30pm. After taking off we flew for an hour before clearing the smog. Once clear of the smog the sights below were spectacular. What a beautiful country China is. Later that evening at dinner we were told the airport was closed after we departed and all flights cancelled due to a military exercise.

Xian is a nice city with about twelve million people, one of the smaller cities. Beijing has almost twenty-two million, Chongqing thirty million and Shanghai twenty-four million. There is not much smog in Xian due to the tight pollution controls. At certain times of the year and when we were there, the air conditioners are not in use. Fortunately for us the weather was really nice. Xian is home to the Terracotta Warriors, a collection of terracotta sculptures depicting the armies of Qin Shi Huang, the first Emperor of China. Like most attractions in China, a sight to behold.

The sheer scale of things in China is amazing. When visiting places once through the ticket gates, we boarded oversized golf buggies to see the sights but then had to walk the twenty minutes back to the bus.

Next stop was Chengdu, Research Base of Giant Panda Breeding. I thought that all that had to be done was put the girl panda with a boy panda and nature would take its course. Not that simple it seems there is a complicated mating procedure that won't be published here.

While at Chengdu we travelled by bus to a village where we boarded a ferry to see the twenty metre high Buddha carved into the cliff face. On the way back to the bus we passed a small market with street vendors. I wanted to buy a flute for 68 Yuan, but only had 100's. The vendor promptly took the 100 off me, pocketed it and insisted I buy the 168 Yuan flute. I promptly took my 100 Yuan back from his pocket and things were beginning to get heated when the tour manager stepped in and saved the day. I got my flute for 68 Yuan but at another market I saw the more expensive 168 Yuan model he was trying to sell me being sold for as little as 65 Yuan. So he had got the last laugh after all.

We travelled from Chengdu to Chongqing by bus to sail the Yangtze River to Yichang. The cruise was one of the highlights of the tour for me, the scenery was magnificent. The ship would dock at various places for visits along the way. One place was the Wu Gorge. Here we boarded small vessels to see the gorge and at the end there was a big pontoon where the cruise ship staff put on a show for the tourists. A fun time enjoyed by everyone.

Three Gorges Dam is at Yichang, a massive structure with a lock system and a ship lift. The ship sails into a big container which is closed off so the ship is floating then the container is lowered down on cables, just like a lift in a high rise building, about one hundred metres to the river below.

At Yichang, when checking in to board the plane to Shanghai, the officer told Jean to remove her blouse and the money bag we carried under our clothing and also empty it, all in public with who know who might be watching. Jean complained to the tour guide who notified the security officer and he advised it would be on CCTV and would be looked at later. So Jean refused and avoided the embarrassment.

Shanghai was our last port of call with lots to see. At Shanghai we visited the Garden of Happiness with plenty to see and admire. We saw the silk carpet and embroidery shop where beautiful hand work was viewed and bought though very expensive. At the market we could wander at will. Because the markets are so big there are guides or spotters that will lead you to a particular market shop. One such guide led a group of us through alleys to a dingy building with a lift and hallways with rooms that served as shops. The shop that we went to was a bag shop selling knock off hand bags and cases. I was not amused, though the ladies thought it was okay and bought some things. Once that guide had his victims in place I saw him slip away leaving us to find our own way back.

Finding our way out of the building, another guide offered to show us to other shops but we insisted on being shown our way back to our meeting place. I did see something which I liked.

A traditional Chinese jacket so was taken to a shop where I was shown modern jackets. No I said I wanted a traditional jacket. Yep they had them alright just what I wanted. Jean in her wisdom said I had better try it on. We found my size xxxL and tried it on. Well I got it on but too tight all over but the shopkeeper kept trying to make it fit by pulling the sleeves up and trying to get it closed across the front. It just wasn't for me and with no larger sizes I didn't get my jacket and I had bargained the price down from 450 to 350 Yuan.

The last night at dinner was really memorable, there was a farewell party and of course there had been many friendships made during our wonderful time together. The Chinese are absolutely lovely people and the tour company we travelled with were so well organised which made for a wonderful holiday and experience. Heading home was via Hong Kong for two more days of holidays. We then travelled with Cathay Pacific as we had done when we left seventeen days earlier enjoying another wonderful flight.

Important Events in Coming Months

Woodies Competition and Exhibition Saturday 20th – Sunday 28th October

Opening night Friday 19th. October.

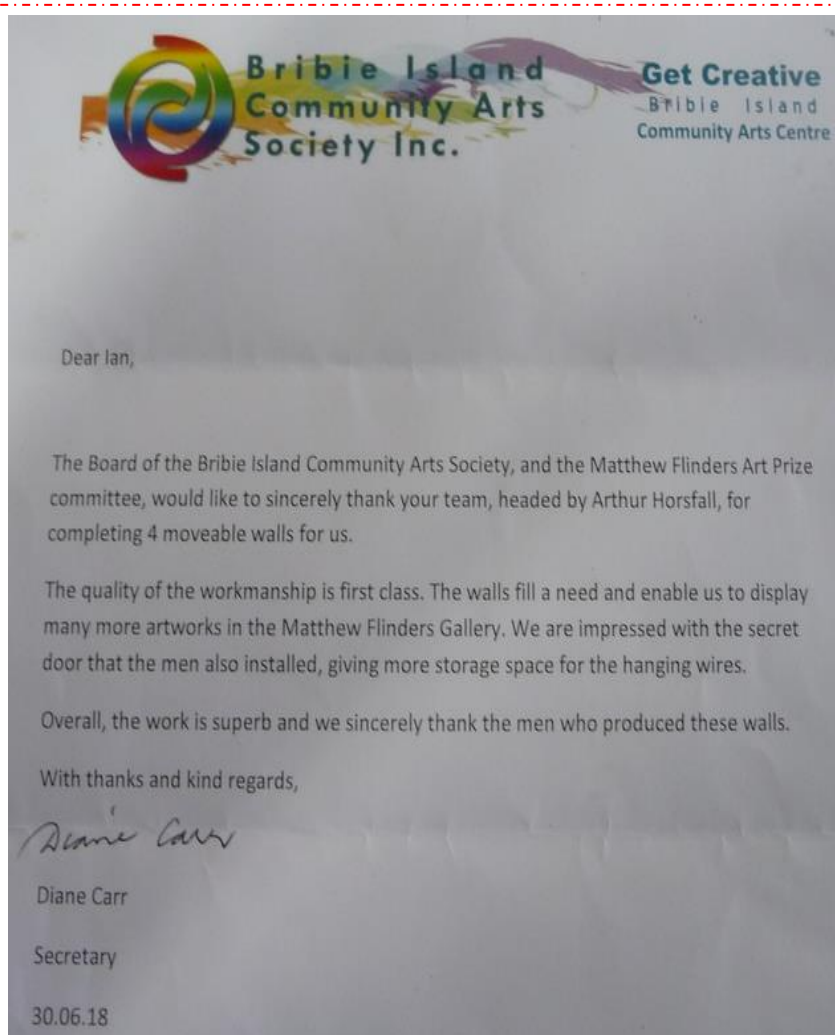
Presentation Dinner Monday 19th. November

Readers of the Shavings and those in the “know” will have read about the many projects the team does to keep busy and enhance the woodies profile.

One such project was the building of the four extra-large moveable display units for the Art Centre.

Those white melamine clad monoliths are now located in the Art Centre’s gallery.

The club received a letter of thanks that makes doing these projects all worthwhile.



The finished product.

Two lovely tables made by Jim Daley.

A bed head made by Arthur’s project team to the right.

As Arthur is away overseas, that doesn’t mean the “team” gets to rest does it?

Photos supplied by John Grubb



Market Sundays

The Woodies market for **August is Sunday 26th**. You might set up a table to sell your wares as there are spaces available. Demonstrating your preferred art to the public is always appreciated and gives you that extra time to finish a project.

The entertainment for the August market is from 9.00am **Bribie Celtic Fiddlers**, 11.00am **Bribie Island Country Music Club and Allen**. So wherever you wander you will hear music.

Bunnings BBQ

Thanks to all who have helped with the BBQs and given their time to raise funds for the club. The dates for 2018 are on the board in the clean shed. Enter your name if you can assist. Kim Bowers is still looking for willing workers.

Monday 13th August
Monday 10th September



Monday 15th October
Monday 12th November
Monday 10th December

For our roster on the 13th August, as it is the Brisbane Exhibition Public Holiday, Bunnings has asked us to provide a display of wooden toys to go in their entrance foyer. We are starting to collect from members, toys that they can provide for either display or sale. Any suitable toy that has been made over the years can go on display. Items can be left in the clean shed with a label and a price if for sale. This will be a chance for promotion of the club and show the public one of the many types of things our members make.

Woodies Competition and Exhibition

“ART from the WOODPILE”



Shavings editor is awaiting more information from the Exhibition Committee. Watch this space.

What we do know are these exciting events. Mark your calendars for,

Opening night **Friday 19th October**. Come and see the wonderful display from the woodcrafters.

The exhibition is then open to the public from **October Saturday 20th and closes on Sunday 28th**.

Monday 19th November is the presentation dinner at the Bribie Island Bowls Club. More details to come in future editions of “Shavings”

Orientation Day Reminder

If you are a new member Ian Trail is at the shed on the first Tuesday of the month from 8.00am to 10.00am to take you through your orientation. Ian asks that you call or text him on 0401 134 384 or email him on trailil2@bigpond.com with your name. He will confirm with you a reminder so he is not waiting at the shed for people who do not turn up.

Next orientation day is 7th August 2018

Following Orientation, John Dann will do the First Aid familiarization course.

Accreditation on Machinery

Prior arrangement must be made with the assessors before any accreditation will be undertaken. The list of assessors to contact can be found in the clean shed.

Duty Officer's Rosters for August 2018

MONDAYS. 6th Pauline Smith; 13th John Grubb; 20th Alan Wilson; 27th Ron Butterfield.

THURSDAYS. 2nd June Jeffreys; 9th Barry Wyton; 16th John Tunks; 23rd Ian Trail;
30th June Jeffreys


SATURDAY. 4th John Tunks / Pauline Smith; 11th Max West / Nev Goudy;
18th Ian Trail / Peter Hunt; 25th John Grubb / Des Wirges

Market Clean up. 25th John Grubb; Des Wirges; Ivan Medew

Duty Officers are reminded to fill out the Log Sheet.

Woodies Business Card

This is a sample of the new Woodies business card, showing the front and reverse sides. These will be available to hand out to the public. They can be obtained by asking your management committee.



All welcome to join, or come along to see our workshop and projects. Monday & Thursday mornings are good times to visit. Or you can ring for more information.

Located rear Bribie Island Community Arts Centre.
Sunderland Drive BellaraPO. Box 528 Bribie Island 4507

Email: bribiewoodies@outlook.com

ABN 50 401 757 786.
Secretary: Ron Butterfield (07) 3408 7284
Treasurer: Kim Bowers 0427 876 271



Bribie Island
Community Arts
Society Inc.

Join our

BUS TRIP

to the

Queensland Museum

Egyptian Mummies Exhibition

Friday August 24



Tickets \$50 BICAS members, \$60 non Members; includes return trip & entry to the exhibition.

Leaves Bribie Island Community Arts Centre 8.30am, returns 4.30pm

Exhibition features six mummies and more than 200 artefacts from the world famous Egyptian collections of the British Museum.

Gain insight into the life and death of those six individuals who lived in Egypt between 3000 and 1800 years ago. Discover how they were embalmed and what life along the Nile valley was like plus explore visualisations based on the CT scans of the mummies, as well as ancient texts, coffins, masks and funerary objects to unravel their mysteries.



Book here by August 17 or phone 3408 9288



Welcome to Our New Members

Our new members are, Denise Blount; Trev O'Dwyer; Robert McKenzie; Cyrille Boschung. Welcome and enjoy your new hobby. We look forward to seeing you at the meetings and any other social function organised by the club.

Shop Locally and Support Your Club.

If you are wondering what "Jack's Shop" is, it is the little room in the corner of the "Clean Shed"

We can buy a lot of what we need at "Jack's Shop". Jack is on hand Monday and Thursday mornings until Smoko for personal service.


THE RANGE AVAILABLE AT JACK'S SHOP

	\$		\$
Clock Movement	9.00	Lazy Susan 4 inch	4.00
160 mm. Clock	24.00	Lazy Susan 6 inch	6.00
100 mm. Clock	15.00	Lazy Susan 9 inch	10.00
70 mm. Clock	10.00	Dust Masks	2.00
60 mm. Clock	10.00	Moisture Meters	18.00
Pen Kits	4.00	Masking Tape	2.50
Pen Refills	1.00	Lacquer 50%-100% per litre	11.00
Sand Paper per metre	4.50	Sanding Sealer per litre	11.00
Candle Cups	2.50	Thinners per litre	5.00
Pot Pouri Lids	4.00	Expert Advice	Free

Photo of the Month

These gentlemen, Paul, Fred and Roy, just plod along "out the back" doing the important task of organising the logs for the benefit of club members. Very worthy of the photo of the month.

Thanks to John Grubb for supplying the photo.




Words of Wisdom

"The third-rate mind is only happy when it is thinking with the majority. The second-rate mind is only happy when it is thinking with the minority. The first-rate mind is only happy when it is thinking".

A.A.Milne

"One of the greatest victories you can gain over someone, is to beat him at politeness"

Josh Billings



Birthdays

To all members born in August, we wish you a very happy birthday. May your day be filled with good wishes and much joy.

From the Editor



News items are always required. Tell your club members what is happening in your area of the Woodies.

Please send all items for publication in the Shavings direct to the Editor. The deadline for news items or any contributions is **25th of the month**

Shavings Editor Anita McDicken

anitamcd@bigpond.com

Phone 0409 612 175 or 54 967346

Shavings Management and Committee Members at a glance.

Ian Trail	0401 134 384	trailil2@bigpond.com
John Grubb	0417 635 093	ilgrubby1@bigpond.com
Ron Butterfield	3408 7284	rgb_whb@optusnet.com.au
Kim Bowers	0427 876 271	kccbowers7@bigpond.com
Ken Hooper	0438 779 384	MCMIVD-KFH@outlook.com
June Jeffreys	0438 447 054	wounni@gmail.com
Anita McDicken	0409612175	anitamcd@bigpond.com
Tay Mehmet	0451030951	mehmet_home@mail.com
Bill Plant	0408336648	billplant23@gmail.com
Max West	0458190206	maxwest16@gmail.com

Committee Meetings held on the third (3rd) Tuesday each month.

General Meetings held on the fourth (4th) Tuesday each month at 9.00am sharp.

DATE SAVERS

JULY 2018

End of July.....Bribie Shavings August Issue

AUGUST

5th. AugustIpswich V Bribie Competition **Can we bring the trophy home this year?**

13th. August.....Bunnings BBQ

21st AugustManagement Committee Meeting

26th August.....Woodies Markets

28th August.....Woodies General Meeting

End of AugustBribie Shavings September Issue

SEPTEMBER

10th. September.....Bunnings BBQ

18th. SeptemberManagement Committee Meeting

25th. September.....Woodies General Meeting

28th. 29th September...Cooroora Competition

30th. September.....Woodies Markets

End of September.....Bribie Shavings October Issue

OCTOBER

15th. October.....Bunnings BBQ

16th. October.....Management Committee Meeting

19th. October.....Opening Night for Exhibition **Don't miss a great night out.**

20th -28th.October.....Woodies Competition and Exhibition.

23rd. October.....Woodies General Meeting

28th. October.....Woodies Markets

End of October.....Bribie Shavings November Issue

NOVEMBER

12th. November.....Bunnings BBQ

19th. November.....Presentation Dinner **Bribie Bowls club more details in upcoming Shavings.**

20th. November.....Management Committee Meeting

No Markets in November. Next Markets will be on Saturday December 8th

27th. November..... Woodies General Meeting

End of November.....Bribie Shavings December Issue

DECEMBER

8th. December.....Woodies Market **This is the last market for the year. Remember it is a Saturday.**

10th. December.....Bunnings BBQ

Christmas Party date yet to be confirmed.

18th. December.....Management Committee Meeting.

25th - 26th. December.....Christmas Day/ Boxing Day. **Sections to make their arrangements for days away over the holidays.**